

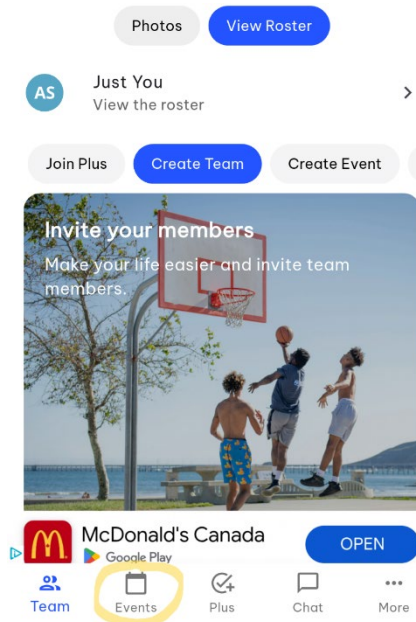


## Teamlinkt App – Scores and Pitch Count Submission

Alberta Little League District 2 is using Teamlinkt. You can find the schedule, standings, pitch counts etc. through the Teamlinkt app or the District website. Likewise, scores and pitch counts are submitted through the app or website. The team manager and/or coaches must submit scores and pitch counts through the app or website. Each interleague team must submit their roster, with player dates of birth, and at least one team admin.

### To submit scores and pitch counts through the app

- 1) Within the app go to "Events"





2) Click on "Past"

Edmonton Little League | Baseball  
Edmonton  
Spring 2025 District 2

Standings

Upcoming Past 2

May 2025

Game 6:30 PM - 8:30 PM  
Mon 26 CD2 - Castle Downs Baseball Diamonds vs CB605  
0 0 0 0

Jun 2025

Game 6:30 PM - 8:30 PM  
Wed 4 CD2 - Castle Downs Baseball Diamonds vs CB607  
0 0 0 0

Game 6:30 PM - 8:30 PM  
Mon 9 CO2 - Confederation Park vs CR604

3) Click on "Not Submitted" for the appropriate game

May 2025

Not Submitted

Wed 21 PR602 0  
PX605 0

Submitted

Mon 19 PX606 20  
PX605 9

Submitted

Wed 14 PX605 18  
PX604 13

Facebook®  
Go to Facebook Learn More

Team Events Plus Chat More



4) Enter the score by selecting "Set Score"

Event Matchup Media Box Score

Home 2-0-0 vs. Away 1-2-0  
PR901 PR902  
0 **Set Score** 0

(←) View past event feed >

Game  
PR902 @ PR901  
Edmonton Little League | Baseball Edmonton  
Wed May 21, 2025 6:30 PM - 8:30 PM  
CD1 - Castle Downs Baseball Diamonds

0 Going View Availability >

PR902 View team >

Chat with opponent team >

5) Enter the score and then return to the game event page

Update Score Save

Wed May 21, 2025

PX605 PR602  
0 0

Game decided in  
Result Regulation

Does this game count towards your team record?  
Counts towards record

This event belongs to Edmonton Little League | Baseball Edmonton and this value cannot be changed.

Notes



6) Scroll down to "League game statistics"

A screenshot of a mobile application interface. At the top, it shows the date "Wed May 21, 2025", the time "6:30 PM - 8:30 PM", and the location "CD1 - Castle Downs Baseball Dia...". Below this is a section for "Event tasks". A section titled "Additional information" contains two weather forecasts, both showing "11° C", "60%" chance of showers, and "E 15 mph" wind. Below the weather is a list of options: "Set lineup", "League game statistics" (highlighted with a yellow circle), "My waiver form" (marked as "Completed"), and "Team waiver report" (marked as "Available now").

- 7) Enter the pitches thrown in the "PT" prompt and the innings pitched in the "IP" prompt. Note, the number you enter for pitches thrown are based on Little League's pitch count rules *i.e.* you count to the first pitch thrown to the last batter faced. The number of inning pitches are entered only as a technical requirement, the accuracy of the number of innings isn't important, unlike number of pitches thrown.



## To submit scores and pitch counts via website

1. Log into your Teamlinkt team's dashboard: <https://app.teamlinkt.com/teams/dashboard>
2. Click on the Schedule and Click PAST and then click on SET SCORE on the Right

A screenshot of the Teamlinkt dashboard. At the top, there are filters for "View By: List Month" and "Show: Upcoming Past". Below this is a table with columns: Date, Event, Type, Location, Scheduled By, Availability, and Actions. The first row shows a game on "Fri April 26 2024, 6:00 pm" for "CLL Cannons (?) @ Foothills Rockies (?)". The "Availability" column shows a green checkmark, "12", a red "X", "2", a grey "?", and "0". The "Actions" column contains links for "Set Score", "Stats", "View", and "Delete". The "Set Score" link is circled in red. Below the table, there are two tabs: "Availability" and "Actions". Under the "Actions" tab, the same score and action links are displayed.

3. Enter the final score and click Submit to League




A screenshot of the "Set Score" form. It has a title "Set Score" and a close button (X). The form contains the following fields:

- "Our Score:" with a text input field containing the number "7".
- "Their Score:" with a text input field containing the number "9".
- "Game Decided In:" with a dropdown menu showing "Regulation".
- "Counts Towards Record:" with a checked checkbox.
- "Games Notes:" with a large text area.

At the bottom of the form, there are three buttons: "Cancel" (grey), "Submit to League" (green), and "Save" (blue).



4. To submit pitch counts click STATS from the schedule of past events

Availability	Actions
 12  2  0	<a href="#">Set Score</a> <a href="#">Stats</a> <a href="#">View</a> <a href="#">Delete</a>

5. Enter the Pitches thrown and innings pitched and then click SAVE

Email clear photos of scoresheets and pitch counts to: [submission@edmontonlittleleague.ca](mailto:submission@edmontonlittleleague.ca)

The documents must contain complete information including full team names, date, and location. This email inbox is not actively monitored; it will only be checked if confirmation or additional information is required from the game sheets or pitch logs e.g. confirmation of summerball eligibility, pitcher eligibility etc.